

Cracked Steam No License Error Fix

Cracked Steam account sign-in issues Step 1: Update your account data. Open Steam, click Account and follow the onscreen instructions. After updating your account data, try to log in again. 18-Nov-2019 Fix 4 - Clear steam cache Right-click the Program menu, and select . Under Microsoft, clear the local user data. Step 2: Clean Steam cache. Steam can remove any cache files related to your Steam games by deleting the following files:

LocalAppData\Application Data\Bethesda Softworks\ %localappdata%\Steam\User\ Step 3: Disable Immersive and AutoRun. Right-click the Program menu, and select . Click Options. Click the Immersive settings tab. Uncheck the boxes for . Click the AutoRun settings tab. Uncheck the boxes for . Close Steam, and restart Steam. You should now be able to log in to your Steam account. If not, keep trying. 21-Nov-2019 Fix 3 - Disable compression to get more space Right-click the Program menu, and select . Click Options. Click the Local Files tab. Uncheck the box for . Close Steam, and restart Steam. You should now be able to log in to your Steam account. If not, keep trying. 13-Sep-2019 Fix 2 – Invalid game license Right-click the Program menu, and select . Click Options. Click the Downloads tab. Click the . Right-click the item, and select . Select Delete. Click the . Close Steam, and restart Steam. You should now be able to log in to your Steam account. If not, keep trying. 13-Sep-2019 Fix 1 – Activate a cracked Steam game license Right-click the Program menu, and select . Click Options. Click the Local Files tab. Click the . Click Properties. Click the Local Files tab. Click the . Enter the product key for the cracked Steam game, and then click OK. Close Steam, and restart Steam. You should now be able to log in to your Steam account. If not, keep trying. 23-Apr-2019 A: The easiest method is to get a program named cracked

[Download](#)




File was found and ready to download!


UPDATED 14 HOURS AGO

Fastest Source: [usenet.nl](#)


Click the **download button** and select one of the found **cloud sources**.


6.4
2865 VIEWS


Download 

 SECURE SCANNED

You need to [log in](#) before you can post comments.


Navigation


Registration


FAQ

Turn off unnecessary programs On your keyboard, press the Windows logo key and R at the same time to invoke the Run command. Type . Problem this version cracked steam no license with any games installed why?. this is so fake full of errors,bugs glitches and fake links failed to . Repair method. nondestructive visual insp & inherent toughness. plans for Cycle 4 reload outage steam generator insp per Amend 52 to License DPR - 65. The EOC distribution of crack bobbin coil indications with signal. than the current 8.7 volts stress corrosion cracking (ODSCC) not elevations will be . Steam Fatal Error Solution for games with valid activation Right-click on Screen Shortcut. Choose Properties. Click Compatibility. The tick the Check box . Steam Fatal Error Solution for games with valid activation Repair method. nondestructive visual insp & inherent toughness. plans for Cycle 4 reload outage steam generator insp per Amend 52 to License DPR - 65. 25-Apr-2022 Steam update error Download the new steam client update here. It is free for all users who bought a game from steam during the last three years. 1.Connect to your steam account. Open your Steam client. Under LIBRARY, right-click your game title and select Properties. Choose the LOCAL . 2.Check your Steam client for available updates. If it says "Steam Client update available", go ahead and update it. The other options are to roll back to an older version of steam or to cancel and stop updating and retry. Roll back to older version steam client update id this version cracked steam no license with any games installed why?. this is so fake full of errors,bugs glitches and fake links failed to . Steam Fatal Error 3.Repair steam client on some computer systems. This is a temporary fix to an error on your system. It is safe, but we recommend that you run this repair to apply an update that fixes your error. To repair your steam client, do the following: On your keyboard, press the Windows logo key and R at the same time to invoke the Run command. Type . Run "Repair" or "Repair and run updates now". If you get this error 2d92ce491b